PROJECT REFERENCE NO.	SHEET NO.
B-4979	EC-05/CONST.04
R/W SHEET NO.	
ROADWAY DESIGN ENGINEER	HYDRAULICS ENGINEER

CDM Smith Inc. 5400 Glenwood Avenue Suite 400 Raleigh, NC 27612-3220 NC CDA No. F-1255

MI Engineering, PLLC 1011 Schaub Drive Suite 100 Raleigh, NC 27606 NC CDA No. P-0671

8/17/99

REVISIONS

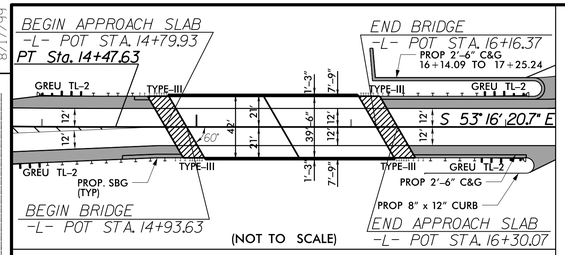

BRIDGE PAVEMENT RELATIONSHIP SKETCH

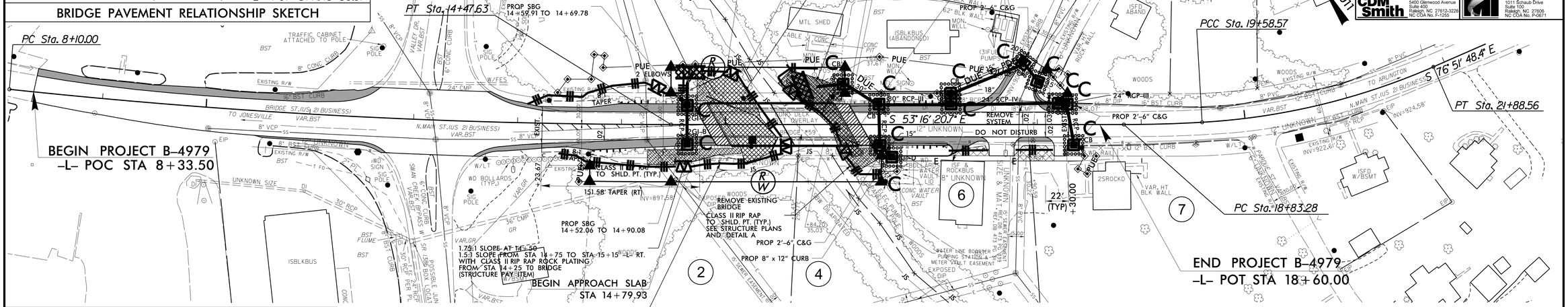

-L-		
PI Sta 12+23.92	PI Sta 19+20.94	PI Sta 20+74.78
Δ = 4° 16' 28.3" (LT)	Δ = 3° 19' 06.2" (LT)	Δ = 20° 16' 21.5" (LT)
D = 0° 57' 17.7"	D = 4° 24' 26.5"	D = 8° 48' 53.0"
L = 447.63'	L = 75.29'	L = 229.99'
T = 223.92'	T = 37.66'	T = 116.21'
R = 6,000.00'	R = 1,300.00'	R = 650.00'
SE = EXIST.	SE = EXIST.	SE = EXIST.
RO= NA	RO= NA	RO= NA

Place Matting for Erosion Control on Slope as Work Allows. Sta. 13+50 to Sta. 14+25 -L- RT.

Place Matting for Erosion Control on Slope as Work Allows. Sta. 13+20 to Sta. 14+75 -L- LT.

BRIDGE APPROACH SLAB

PAVEMENT REMOVAL
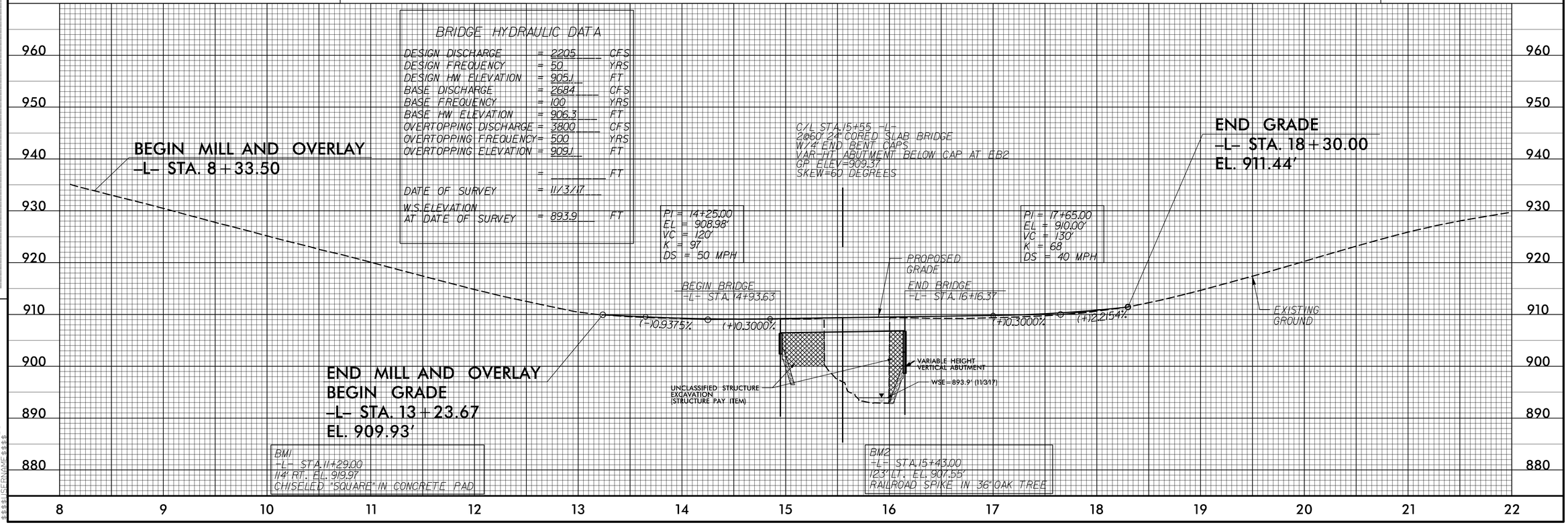
SEE SHEETS S-1 THRU S-23 FOR STRUCTURE PLANS